

AMAZON CLASS NEWSLETTER AUTUMN TERM 2 2024



Dear Parents,




Welcome back to Term 2. We hope you have enjoyed a restful half term together with the children. The information detailed below will give you an insight into the learning your child/ren shall be engaging with during our second term of the year.

Monday – Thursday: Mrs Anderson

Friday: Mrs Todd

Term 2 Topic

As part of this year's class restructure, six brand new topics have been planned which we hope your children will find enjoyable and inspiring. Our second topic this year is titled, **'Take Off'** when we shall be learning about the history of flight and aviation. We shall be exploring significant individuals from the past who have contributed to the various of inventions of things that fly and how aircrafts have evolved.



Autumn Term 2				
English	Unit 1 Book Focus: Sophie Takes to the Sky by Katherine Woodfine -Setting descriptions -Writing a diary entry as a character from a book	Unit 2 Book Focus: Taking Flight by Adam Hancher -Writing a chronological report about a significant individual from the past	Maths	Year 2: Multiplication and Division of 2/5/10, Length Year 3: Multiplication and Division, Further Multiplication and Division
Oracy PHYS- Physical COG- Cognitive SOC/EM- Social/Emotional LING- Linguistic	PHYS. I can speak clearly with precise articulation. COG. I can make contributions linked to the theme. COG. I can agree and disagree with others.		PHYS. I can project my voice appropriately to be heard. COG. I can explain ideas and events in chronological order.	
Grammar	Y2/3- Descriptive writing techniques -Use a variety of simple, compound and complex sentences Y3- Punctuating speech -Use a/an correctly	Phonics/ Spelling	Year 2: d/i/more oa/tion/sion/cian (different ways to spell these sounds) Year 3: Recapping sounds (d/i/more oa) Y3/4 NC Ob 'The suffix -a/tion' Y3/4 NC Ob '-tion -sion -cian -ssion' Y3/4 NC Ob 'The /i/ sound spelt y and the /u/ sound spelt ou' Y3/4 NC Ob 'More prefixes: re- sub- inter- super- anti- auto-'	
History	-What was the first example of aviation? -Who invented the first aeroplane and how was it made? -When were other examples of aviation invented, how and by who? -Who was Amelia Earhart? -Who were the Montgolfier Brothers? -When and why were the Red Arrows formed?		Science	Forces including magnetism: Can I make an object float?
Art and Design	-Creating bird artwork in the style of Anna Blatman -Creating a bird print tile -Sketching and adding detailed watercolour to a pheasant To develop a wide range of art and design techniques in using colour, pattern, texture, line, shape, form and space.		Design & Technology	- Designing & Making: A decorative kite that can be tested in flight - Levers and Mechanisms: Creating and embellishing a 'flying' bird
Computing	Project Evolve: Self Image and Identity Teach Computing: Creating Media Stop-Frame Animation		PE	Drumba/Dance Football
RE	Special Times (Celebrations – Christmas) Why do we celebrate special times?		PSHE	Valuing Difference

Reading

Your child will bring home the following in their book pouch:

Item	A phonics book, banded book or rainbow stickered chapter book	A sharing book chosen from the library	A phonics/spelling Bookmark (dog bookmark)	A Home Spelling Book containing a Common Exception Words mat
Guidance	To be read by your child to you. Every child, regardless of ability, should read to an adult at home for at least 10 minutes per day.	To be shared with your child- you may wish to read this to your child. Children shall visit the library once a week to change their sharing books during school time.	Given out weekly/fortnightly. Your child should practise reading these words which contain the sound/spelling rule we are learning in school. Your child may also practise writing these words, using their sounds (and syllables where applicable) to spell. There are some ideas for how to practise these here: https://www.stantonschool.net/attachments/download.asp?file=4412&type=pdf Children will not be tested on these words in a formal spelling test but through their writing and phonics/spelling sessions.	Practise reading and spelling Common Exception Words. Children shall be tested on these words once every term to track the progress they are making with the rapid recall of spelling these words.

For children who are not yet reading with fluency (sounding out particular words or slow-paced reading), we ask that you encourage your child to re-read their phonics/banded book until they are able to read this book fluently. Re-reading the same book for fluency supports young readers to become more confident and engaged in reading. Your child shall be supported to change their book once to twice a week, if they are able to read their book fluently. This will be judged by your child's class teacher or teaching assistant.

Please briefly record when your child reads by writing your initials on their reading bookmark. **If we feel that your child is not reading frequently enough at home, this will be discussed with you.**

For support with correctly pronounced sounds, please watch our helpful video available on our school website:
https://m.youtube.com/watch?v=dVG6QoS_9iw&feature=youtu.be

Equipment

Water bottles- Every child should have a water bottle in school daily.

Bookbags- All children should bring a school bookbag to school, containing their book pouch. Please do not put water bottles in bookbags to protect our books.

Weather ready- Outdoor clothing for colder weather, raincoats in the event of rain showers and sunhats for warmer weather.

PE- Children should come to school wearing their PE kit and trainers **ONLY** on our scheduled PE days. During Term 2, Amazon Class will do PE on a **Tuesday and Thursday**.

All clothing and equipment should be clearly named.

How you can support your child & contacting us:

Your child's education is a partnership and we look forward to developing a close relationship with you.

We ask that you:

- Support your child in his/her learning through practice at home and promoting positive attitudes
- Encourage personal independence by making sure your child has the correct things they need each day
- Support the school's policies, including home learning
- Make sure your child is in school and on time
- Make sure that you have given us the updated permissions and contact information

Should you need to contact class teachers, please do so via the office. In the case of an emergency, please telephone the office.

The Amazon Class Team