

AMAZON CLASS NEWSLETTER AUTUMN TERM 4 2023



Dear Parents,

A warm welcome back to the second half of the spring term after what we hope has been a restful week.

Monday – Thursday: Mrs Anderson, Mrs Robins (am only), Miss Hyde
Mrs Weston shall be taking Year 2 for maths




Friday: Mrs Brown, Mrs Robins (am only), Miss Hyde

During Term 4, we continue to be joined by our student teacher, Miss Boddy.

Topics

In Term 4, our topic shall be ‘Awesome Animals’. During this term we shall be exploring everything animals, including; the various habitats they inhabit across the world, their survival needs and diets, animal classification and lots of interesting animal facts.

In English we shall start by exploring collective nouns for a variety of animals (always lots of fun!) and the fantastic book “You’re Called What?!” by Kes Gray which tells the story of unusually named animals. We shall use our learning about these animals to create animal fact files. Later in the term, we shall explore traditional ‘Just So Stories’ by Rudyard Kipling, finding out how the elephant got its trunk and how the cheetah got his spots. If time allows, we shall be writing our own ‘Just So’ stories using a chosen animal. In addition to these super books, Year 2 shall be using ‘Good Little Wolf’ by Nadia Shireen to refine our reading skills.



Spring Term 4	
English	Non-chronological report (fact-file)- “You’re Called What?!” by Kes Gray Short story writing- Just So Stories by Rudyard Kipling Recount writing- The Story Museum Grammar- sentence types, plural endings, the prefix un- Speaking and listening Daily phonics Handwriting
Maths	Y1: Mid-Year Revision; Numbers to 40; Addition and Subtraction Word Problems; Multiplication; Mobius Maths Mastery. <i>Please help your child to practise counting in 2’s, 5’s and 10’s</i> Y2: Mid-Year Revision; Word problems; Money. <i>Please help your child by using real money to find the value, make different amounts using pounds and pence and calculate change.</i>
Science	We shall identify and name a variety of common animals, including fish, amphibians, reptiles, birds and mammals, and the difference between carnivores, herbivores and omnivores. We are going to find out the basic needs of animals for survival. We will use our local environments to look at some wildlife habitats first hand, and see how we can protect these to ensure the survival of our native species of animals.
Topic	Where do animals live? What are a group of animals called? How do animals use their colour in the natural world? Who is David Attenborough? Can we find out more about unusually named animals?
Art and DT	Artist Focus- Tiger in a Tropical Storm by Henri Rousseau: drawing, sketching, shading and colouring techniques DT- Using what we have learned about animal habitats to create 3D dioramas for our chosen animals
ICT	CODE- using Scratch Jnr
Music	Listening: The Carnival of the Animals, by Camille Saint-Saëns. We will use this to learn about the different sections of the orchestra, as well as responding to the different character of the music for a selection of the 14 sections.

	Practical: We will think of how music can be a support and cheer us up as we learn songs to do with daily activities and have lots of opportunity to create and improvise using the wide selection of school instruments.
PSHE	Being my best and basic first aid – following on from our learning about our human body in Science last term, we will look at how we can stay healthy and safe.
RE	Understanding Christianity – Why does Easter matter to Christians? Looking at the events of Holy Week, we will see how the events of Easter fit into the big story of the Bible, and how themes such as salvation, resurrection and new life are represented at Easter.
PE	Object Manipulation and Animal Dance

Reading, book changing and reading bookmarks

Reading is an incredibly important skill that feeds into every aspect of your child's education, prospects of success and future life. It is therefore extremely valuable when children are supported and encouraged to read at home once a day. We understand that life can be busy, however we appreciate your support by reading daily with your child.

Your child will bring home the following in their book pouch:

- A phonics book/s (to be read by your child to you)
- A sharing book chosen from the library (to be shared with your child- you may wish to read this to your child)

Please can I ask that book pouches are cleared out of anything that is not related to reading/home learning. These book pouches have become very cluttered over the past two terms. Please keep Phonics (cat) bookmarks together and tidy using the bulldog clip provided. Thank you.

Whilst your child is learning to read, we ask that you encourage your child to re-read their phonics book until they are able to read this book fluently. Re-reading the same book for fluency supports young readers to become more confident and engaged in reading. Your child shall be supported to change their book once to twice a week, if they are able to read their book fluently. This will be judged by your child's class teacher or teaching assistant.

Please briefly record when your child reads by writing your initials on their reading bookmark. **If we feel that your child is not reading frequently enough at home, your child's class teacher shall discuss this with you, initiating Step 1 of our 'Supporting Your Child with Reading at Home' strategy.**

Home learning

Home learning provides a crucial link between children's learning at school and home.

Year 1 and 2

1. Daily reading (at least 10 minutes)- please record on your reading bookmark
2. Practise reading and spelling Common Exception Words that are stuck in red spelling books (words we use lots). Children shall be tested on these words once every term to track the progress they are making with the rapid recall of spelling these words.
3. **Reading words on your phonics bookmark (cat bookmark). Your child may also practise writing these words, using their sounds to spell. There are some ideas inside the red spelling book. Children will not be tested on these words in a formal spelling test but through their writing and phonics sessions.**

Weather ready/PE

Children should come to school wearing their PE kit and trainers on our scheduled PE days. During the spring term, Amazon Class will do PE on a **Tuesday and Friday**. Named raincoats in school at all times, together with hats and gloves for colder weather.

Forest School– YEAR 1- **Starting Wednesday 8th March**

This term the children in Year 1 shall continue to take part in woods learning on a Wednesday afternoon, starting from Wed 8th March, led by Mrs Breen (Forest Schools Co-Ordinator). Every Wednesday, Year 1 children should come to school wearing clothing suitable for the woods, together with wellies and waterproofs in a named bag to put on in the afternoon. Year 2 children will remain with Mrs Anderson to take part in targeted learning opportunities, specific to their year group.

Book bags and water bottles

All children in KS1 should have a school book bag and **not a backpack**. Book bags keep our precious new books safe. Your child will be given a new reading pouch to be kept in their book bags. Children should bring a named water

bottle to school every day but this should be carried separately and not be placed in side book bags. Thank you for your support on this matter.

If felt to be necessary, the best way to contact us is to use the class email: amazonclass@stanton-st-quintin.wilts.sch.uk We will do our best to reply but we will be teaching in the day so cannot guarantee a response during this time. For urgent messages please call the school office on 01666 837602 or Mrs Pennington will be outside in the playground at drop off.

We look forward to an exciting term ahead.

The Amazon Class Team