




Lesson / Activities	Key words
<p>Monday</p> <p>Revision of double letter endings – ss, ll, ff, zz on alphablocks https://www.youtube.com/watch?v=SV_9Gs-a4fE (I couldn't find this on the bbc website, so please watch this with your child).</p> <p>Double letter endings worksheet (see below).</p>	
<p>Tuesday (roughly 7 minutes for each activity)</p> <p>Sound Swap – on separate post-its write the letters for the key words (opposite) and put the letters on the table. Ask your child to make the word 'jump' with the post its. Then ask them to use the letters and change it to bump (just by swapping the j for the b). Repeat with the other letters until all of the words have been made.</p> <p>Word building – Write the letters that make the words opposite on separate post-its and arrange them on the table. Ask your child to use the letters to write make the words opposite. Then ask them to write the word on their whiteboard.</p> <p>Reading and Spelling Words - Write one of the words opposite on a piece of paper and ask your child to whisper the sounds very quietly to themselves. Then ask them to say the sounds and read the word. Then ask them to write the word, saying the sounds as they write them.</p> <p>Sentence dictation: Tom will get into the tank and test the lamp.</p>	<p>Sound swap words – font, fond, pond, pink, punk, hunt.</p> <p>Word building words –spin, bluff, flap.</p> <p>Reading and Spelling words – wind, kiln (if they haven't heard this word, explain that it is a special type of chamber which has a different temperature to harden clay)</p>
<p>Wednesday</p> <p>Sound Swap (see above)</p> <p>Word building (as lesson above)</p> <p>Reading / Spelling (as lesson above)</p> <p>Sentence dictation: The ramp will help him to go up the hill.</p>	<p>Sound swap words – bent, bend, end, lend, lent, lint, list</p> <p>Word building words – pram, span, skid</p> <p>Reading and Spelling words – junk held</p>
<p>Thursday</p> <p>Sound Swap (see above) – this lesson will include some nonsense words. After your child has sounded out and blended the word, see if they can say if the word is 'real' or 'alien'. If they are not sure, ask them if they can use the word in a sentence.</p> <p>Word building (as lesson above)</p>	<p>Sound swap words, including some nonsense words: blop, brip, bip, lop, blip, clop, clip.</p>



<p>Reading / Spelling (as lesson above)</p> <p>Sentence dictation: Meg will get the red silk dress for mum.</p>	<p>Word building words – press, snip, snap.</p> <p>Reading and Spelling words – temp, yelp</p>
<p>Friday</p> <p>Sound Swap (see above)</p> <p>Word building (as lesson above)</p> <p>Reading / Spelling (as lesson above)</p> <p>Writing: practice spelling high frequency words</p>	<p>Sound swap words – clop, cop, ip, op, ipt, lipt, blipt</p> <p>Word building words – glass, swim, still</p> <p>Reading and Spelling words – kink, jilt</p> <p>High frequency words – off, of, we, be, he, she</p>

Double letter word endings




ll



ff



ss



Cut out the pictures and match the pictures to the word ending.



